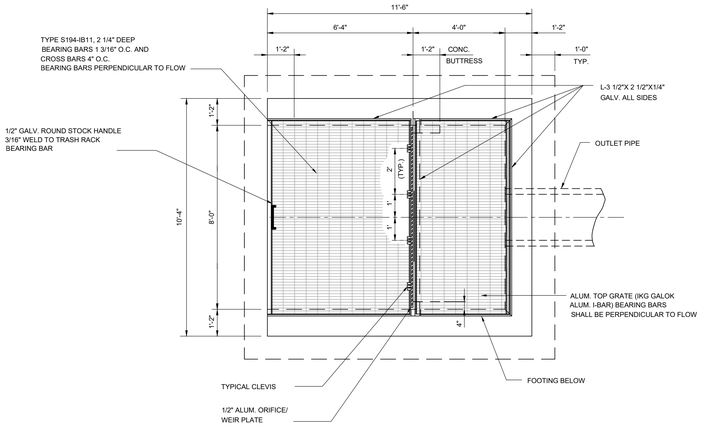

PLAN

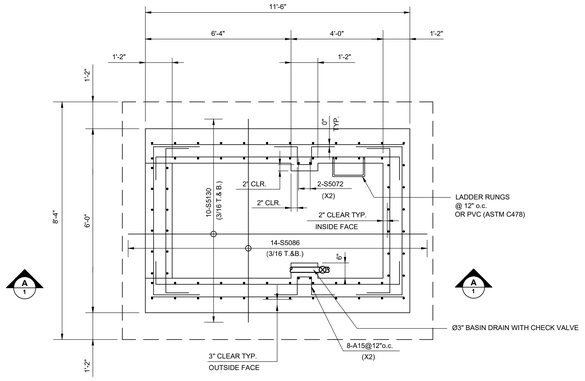

FOUNDATION PLAN

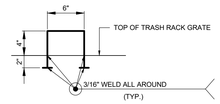

TRASH RACK HANDLE

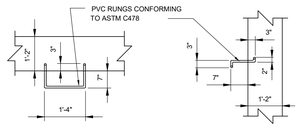

PLAN ELEVATION

DETAILS OF LADDER RUNG

BASIN	TOP OF FOOTING	ORIFICE		CIPOLETTI WEIR			OUTLET PIPE		TOP OF WALL
	ELEV. -B	ELEV. -A	SIZE	ELEV. -E	LENGTH	ELEV. -F	ELEV. -D	SIZE	ELEV. -C
A	1425.50'	1429.00'	Ø6"	1431.50'	4.0'	1433.67'	1429.00'	Ø18"	1434.00
B	1616.50'	1620.00'	Ø3"	1622.25'	3.5'	1624.67'	1620.00'	Ø18"	1625.00'
C	1390.50'	1394.00'	Ø6"	1398.50'	3.0'	1399.67'	1394.00'	Ø18"	1400.00'
D	1390.50'	1394.00'	Ø3"	1396.50' 1397.50'	2.0' 6.0'	1399.67'	1394.00'	Ø15"	1400.00'
E	1479.50'	1483.00'	Ø12"	1484.95'	6.0'	1489.67'	1483.00'	Ø24"	1489.00'
F	1382.50'	1386.00'	Ø6"	1387.50'	6.0'	1389.67'	1386.00'	Ø15"	1390.00'
G	1489.50'	1493.00'	Ø3"	1495.75'	6.0'	1498.67'	1493.00'	Ø24"	1498.00'
H	1438.50'	1442.00'	Ø3"	1443.00' 1443.50'	2.0' 6.0'	1446.67'	1442.00'	Ø12"	1445.00'

DETENTION BASIN OUTLET STRUCTURE DATA

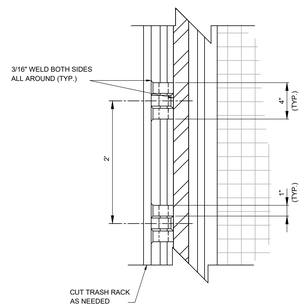

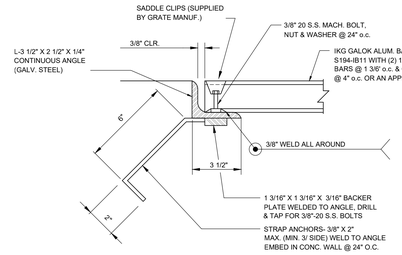

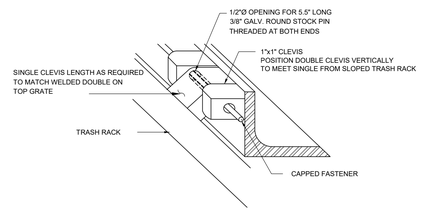

DETAILS OF GRATE & TRASH RACK SUPPORT

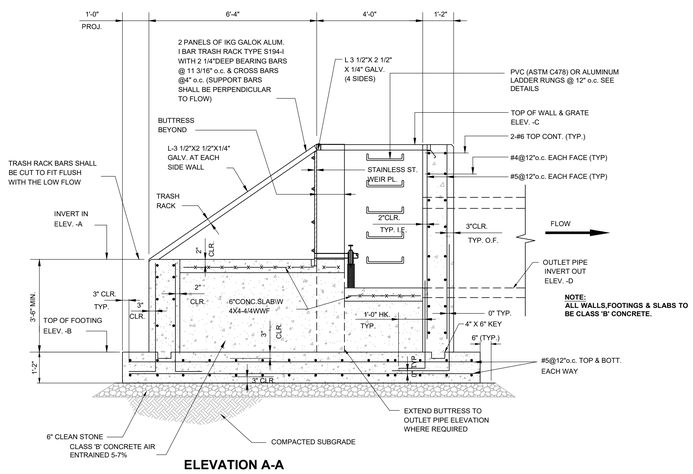

ELEVATION A-A

1 DETENTION BASIN OUTLET STRUCTURE

SCALE: NTS

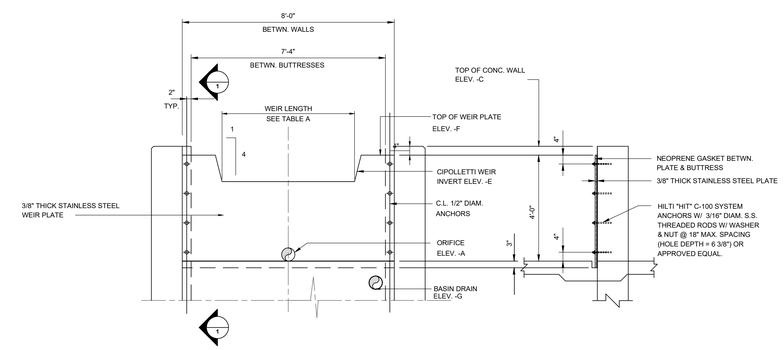

ELEVATION SECTION

ORIFICE / WEIR PLATE DETAILS

IT IS A VIOLATION OF NYS EDUCATION LAW, ARTICLE 145 SECTION 7209.2, for any person, unless they are acting under the direction of a licensed professional engineer or licensed land surveyor, to alter an item in any way. If an item bearing the seal of an engineer or land surveyor is altered, the altering engineer or land surveyor shall affix to the item his seal and the notation "altered by" followed by his signature and the date of such alteration, and a specific description of the alteration.

ALL DIMENSIONS MUST BE VERIFIED BY THE CONTRACTOR. NOTIFY PAULUS, SOKOLOWSKI AND SARTOR OF ANY CONFLICTS, ERRORS, AMBIGUITIES OR DISCREPANCIES IN THE CONTRACT DRAWINGS OR SPECIFICATIONS BEFORE PROCEEDING WITH CONSTRUCTION.

ALL DIMENSIONS SHALL BE AS NOTED IN WORDS OR NUMBERS ON THE CONTRACT DRAWINGS. DO NOT SCALE THE DRAWINGS TO DETERMINE DIMENSIONS.

THESE CONTRACT DRAWINGS CONTAIN DATA INTENDED SPECIFICALLY FOR THE NOTED PROJECT AND CLIENT. THEY ARE NOT INTENDED FOR USE ON EXTENSIONS OF THIS PROJECT OR FOR REUSE ON ANY OTHER PROJECT.

THE COPYING AND/OR MODIFICATION OF THIS DOCUMENT OR ANY PORTION THEREOF WITHOUT THE WRITTEN PERMISSION OF PAULUS, SOKOLOWSKI, AND SARTOR IS PROHIBITED.

COPYRIGHT 2019 PAULUS, SOKOLOWSKI, AND SARTOR — ALL RIGHTS RESERVED.

CONSULTANTS

PS&S
integrating design & engineering

67A MOUNTAIN BOULEVARD EXTENSION
P.O.BOX 4039
WARREN, NEW JERSEY 07059
PHONE:(732) 560-9700
FAX: (732) 560-9768

LISA A. DIGEROLAMO, P.E.
PROFESSIONAL ENGINEER
NEW YORK LIC. NO. 086749

DRAFT

SIGNATURE DATE

REVISIONS/ISSUES

REV	DATE	DESCRIPTION

PROJECT TITLE

PRELIMINARY & FINAL SITE PLAN

Gan-Eden Estates

TOWN OF THOMPSON SULLIVAN COUNTY NEW YORK

TAX LOT
SECTION 2,
BLOCK 1/ LOT 6.3

SHEET TITLE

STORMWATER DETAILS

INITIAL DATE: OCT. 15, 2019	JOB NO.: 01895.0053
SCALE: NOT TO SCALE	B/O:
DRAWN: C.Y. / F.M.	SHEET NO.: C-16
CHKD.: L.A.D.	78 OF 103

ELEC NAME: P:\01895\00\Cadd\Plans\01-SITE PLAN\C-16 STORM DETAILS.dwg CAD EDIT: 10/15/2019 - 2:23:51 PM LOGIN: cyoung